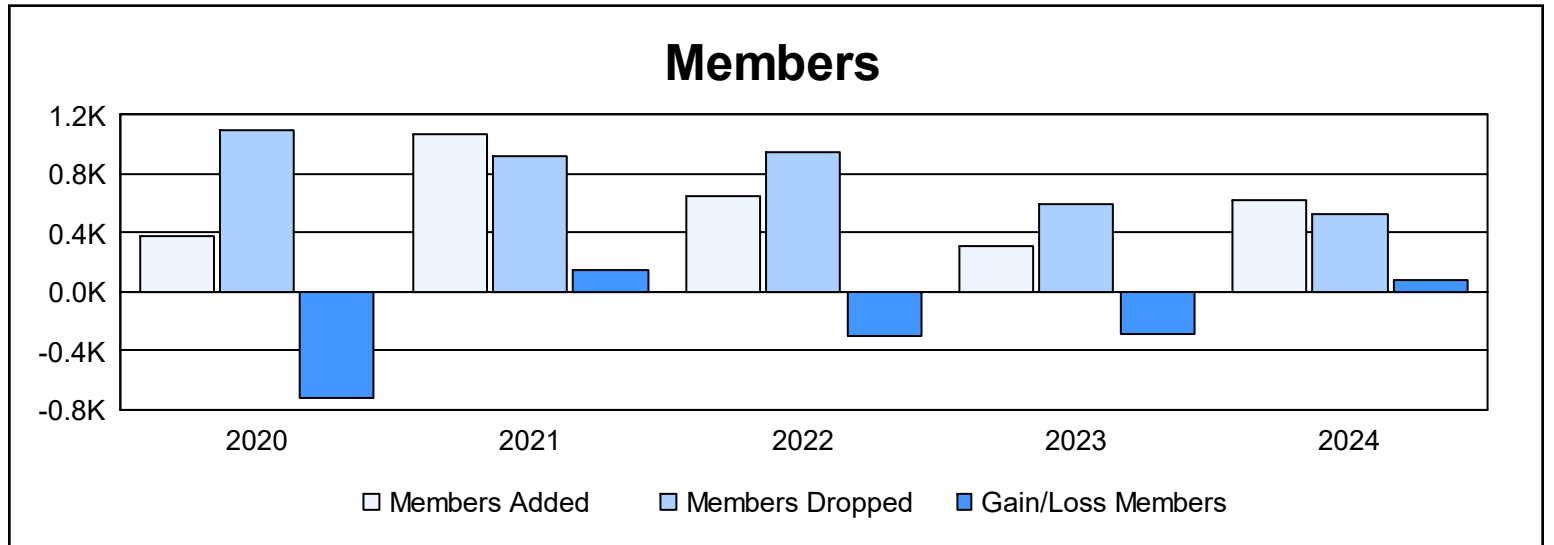
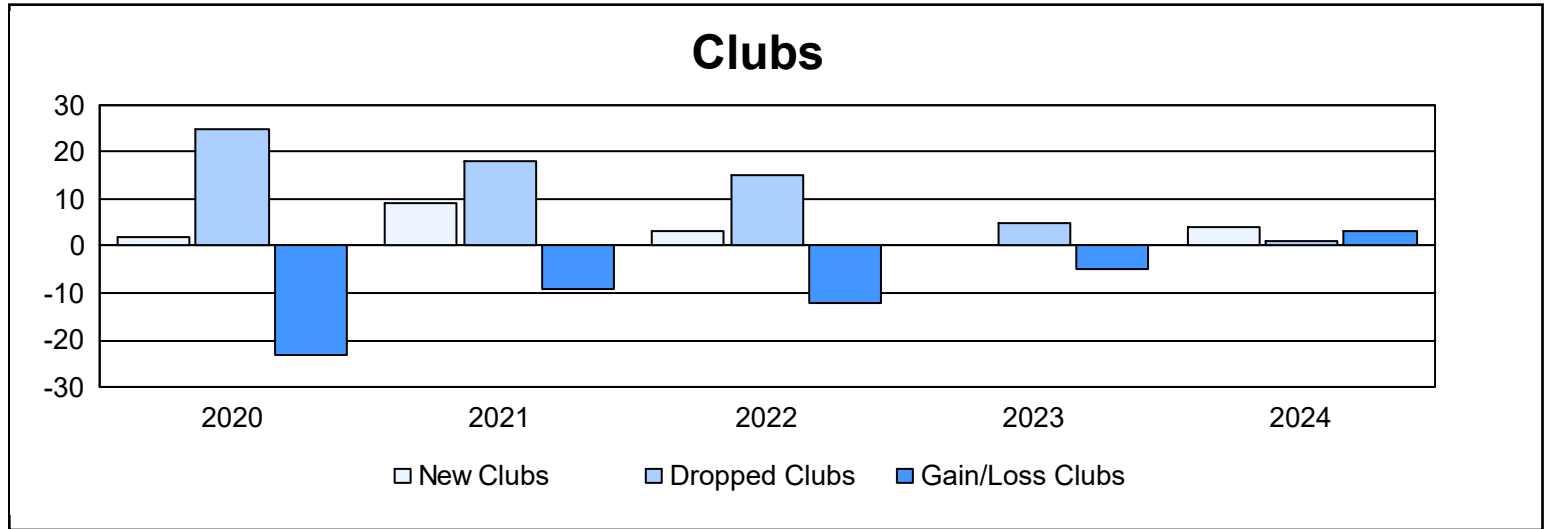


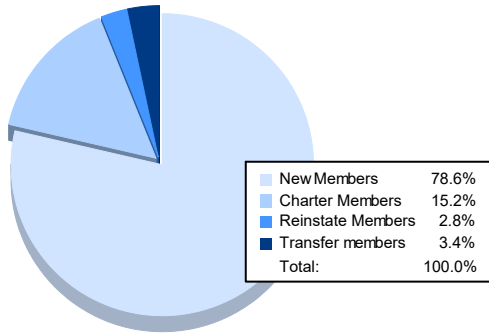
Multiple District O

As of June 2024 Cumulative

Year	New Clubs	Dropped Clubs	Gain/ Loss Clubs	New Members	Charter Members	Reinstate Members	Transfer Members	Total Member Added	Total Members Dropped	Gain/ Loss Members
2019-2020	2	25	-23	282	49	28	26	385	1,101	-716
2020-2021	9	18	-9	784	252	13	19	1,068	916	152
2021-2022	3	15	-12	465	91	72	16	644	943	-299
2022-2023	0	5	-5	269	3	21	17	310	596	-286
2023-2024	4	1	3	485	94	17	21	617	533	84
Average	4	13	-9	457	98	30	20	605	818	-213



Membership Composition June 2024 Cumulative



Gender Composition June 2024 Cumulative

